



State of the European
Alternative Protein Research
Ecosystem 2019-2023

Publishing landscape analysis

UK & Ireland region deep-dive



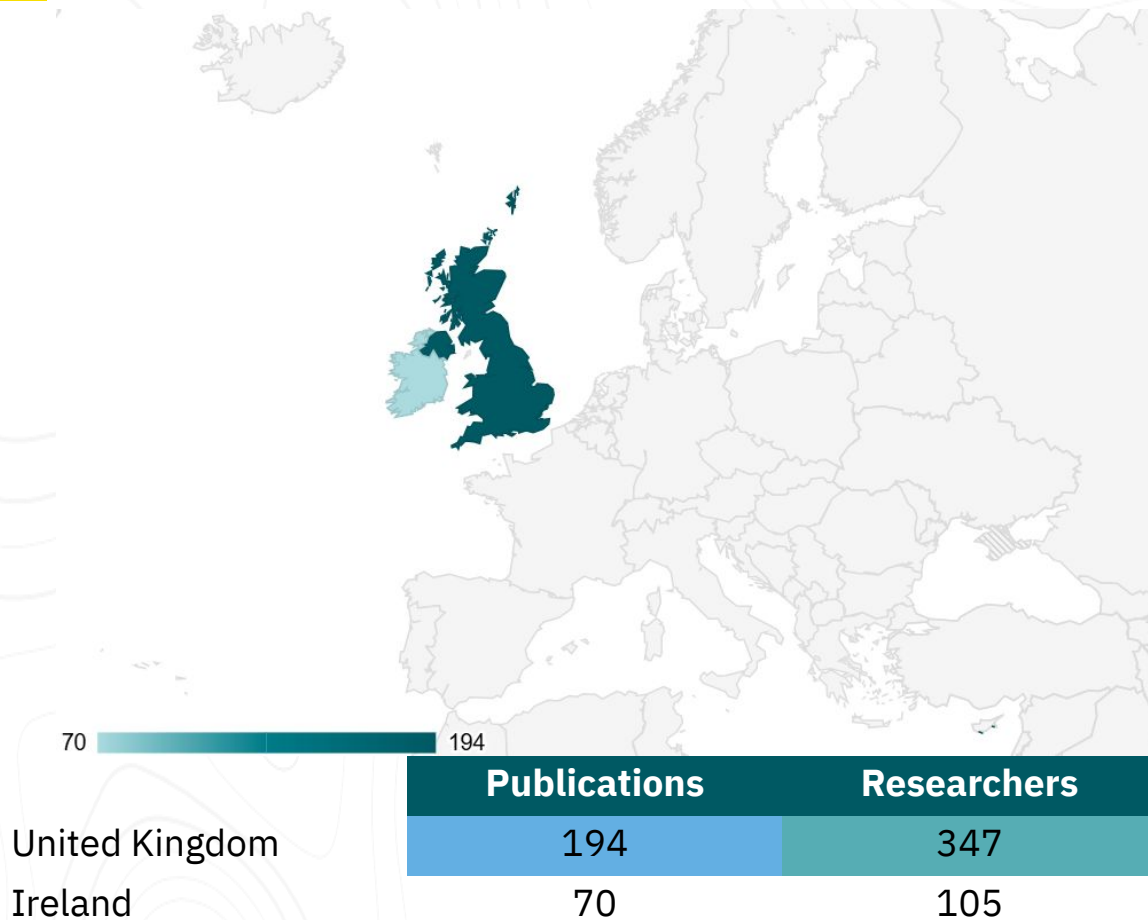
Headline statistics



Publications	255
Sources	118
Average growth rate %	44.33%
2019-2023 % change	400.00%
Cited publications (%)	92.16%
Total citations	4,961
Average citations per doc	19.45
Average citations per doc per year	3.89
Authors	819
Publications per author	0.311
Co-authors per doc	3.212
Organisations	323
Countries	49
Multi-organisation publications (%)	69.02%
International co-authorships (%)	54.51%



Country breakdown





Top 10 organizations

Teagasc
University College Cork
University of Oxford
University of Bath
University of Reading
University of Leeds
Quorn (United Kingdom)
Imperial College London
University of Nottingham
University College Dublin

Publications	Citations
32	575
25	669
16	964
15	1,351
14	335
14	468
13	321
13	190
12	380
12	162

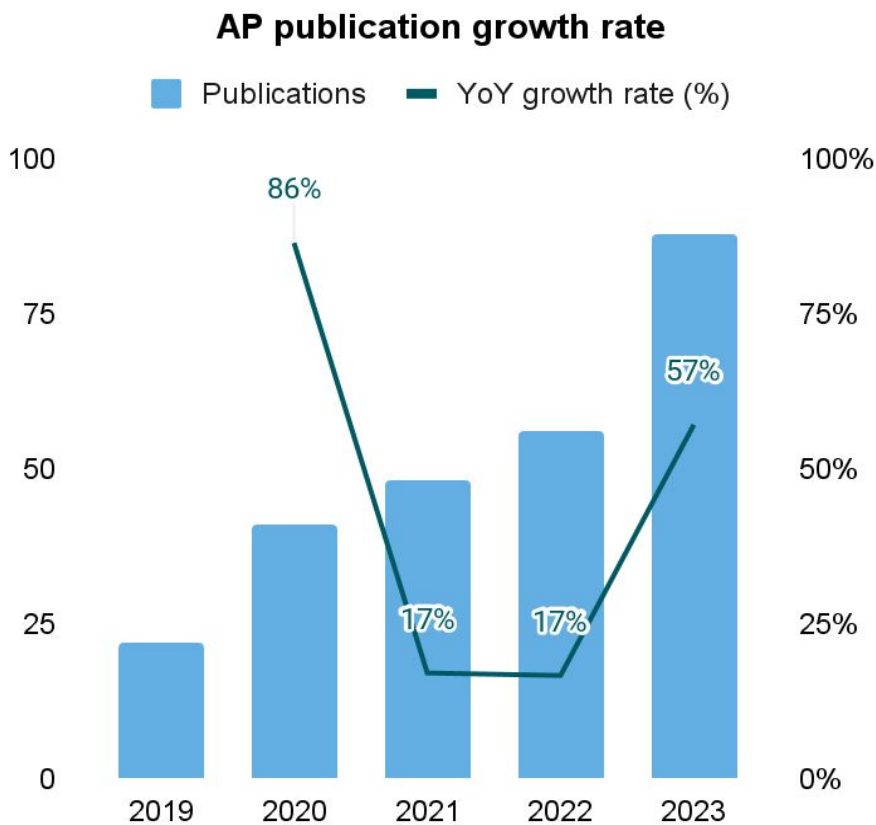


Top 10 researchers

Researcher	Organisation	Publications	Citations
Elke Karin Arendt	University College Cork	15	485
Brijesh Kumar Tiwari	Teagasc	12	202
Emanuele Zannini	University College Cork	12	419
Tim J A Finnigan	Quorn (United Kingdom)	11	266
Christopher John Bryant	University of Bath	9	1,109
Anwesha Sarkar	United of Leeds	7	374
Frank Vriesekoop	Harper Adams University	7	342
James A O'Mahony	University College Cork	7	195
Alexandra E Sexton	University of Sheffield	7	319
Benjamin Toby Wall	University of Exeter	7	171

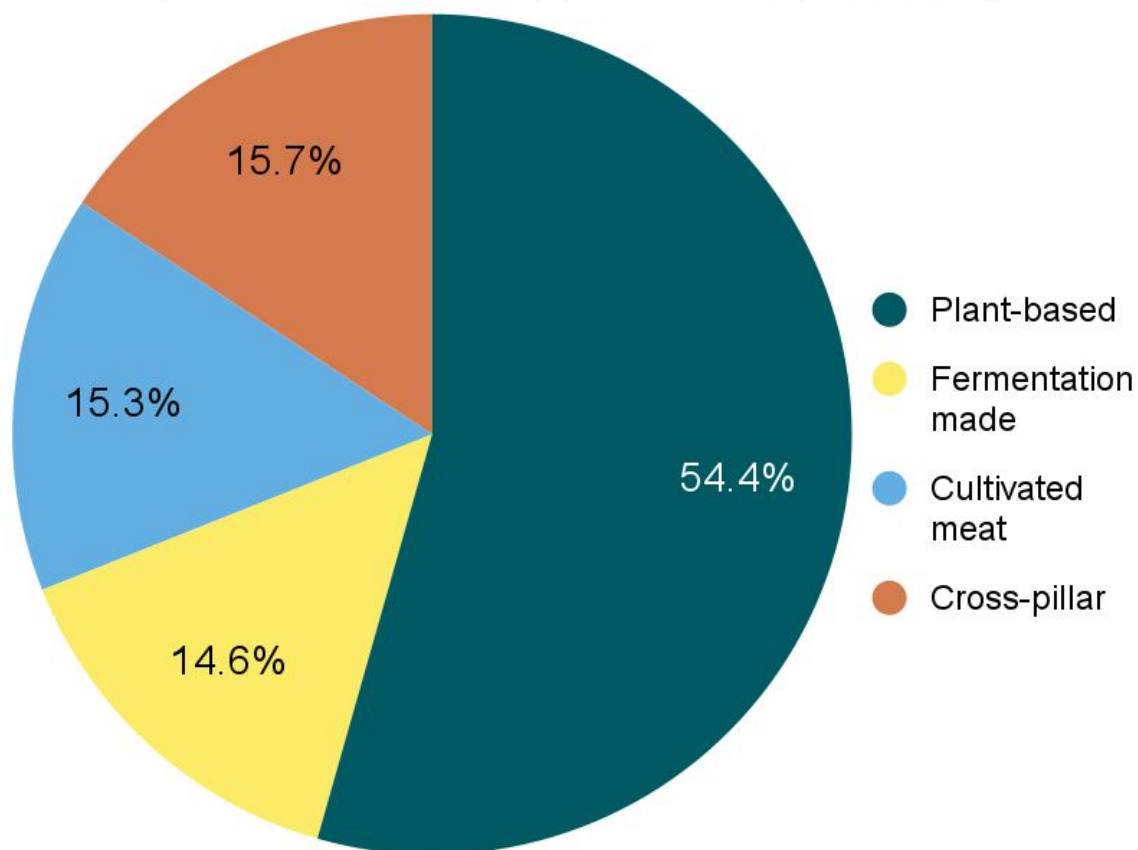


Publication growth rate

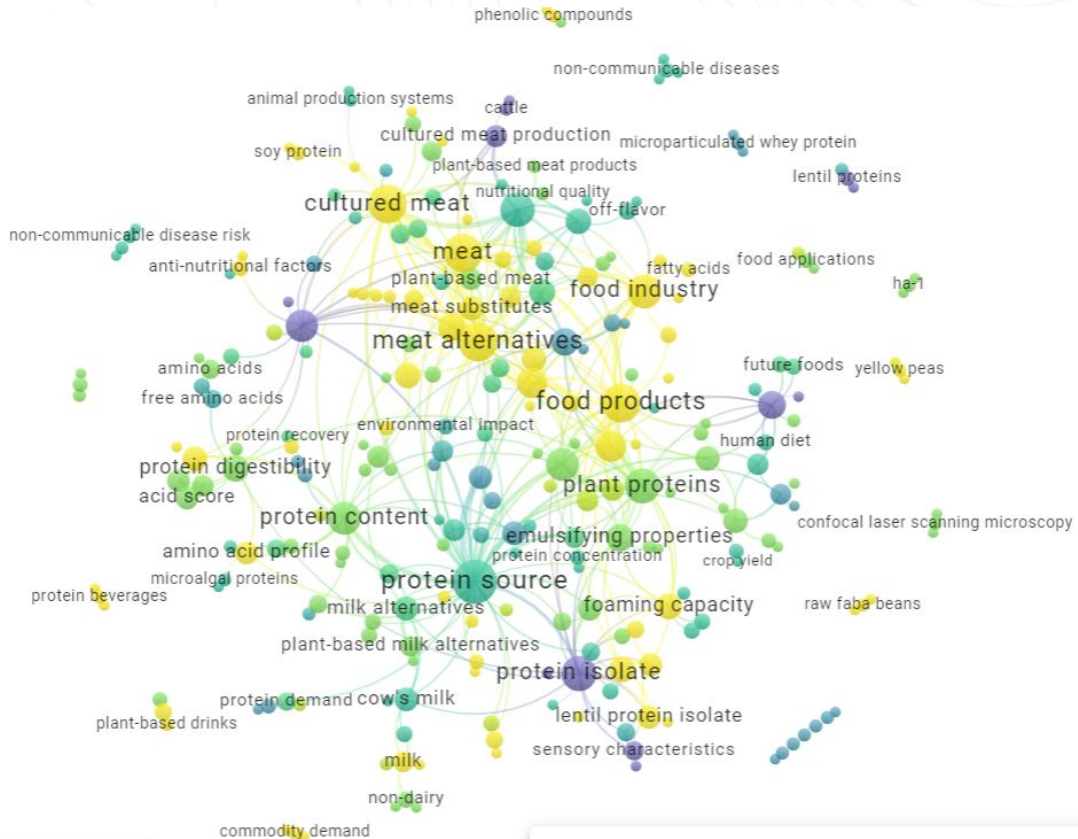




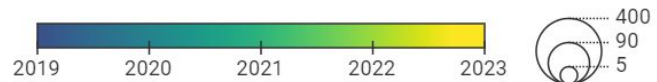
Publications by AP pillar



Concepts network

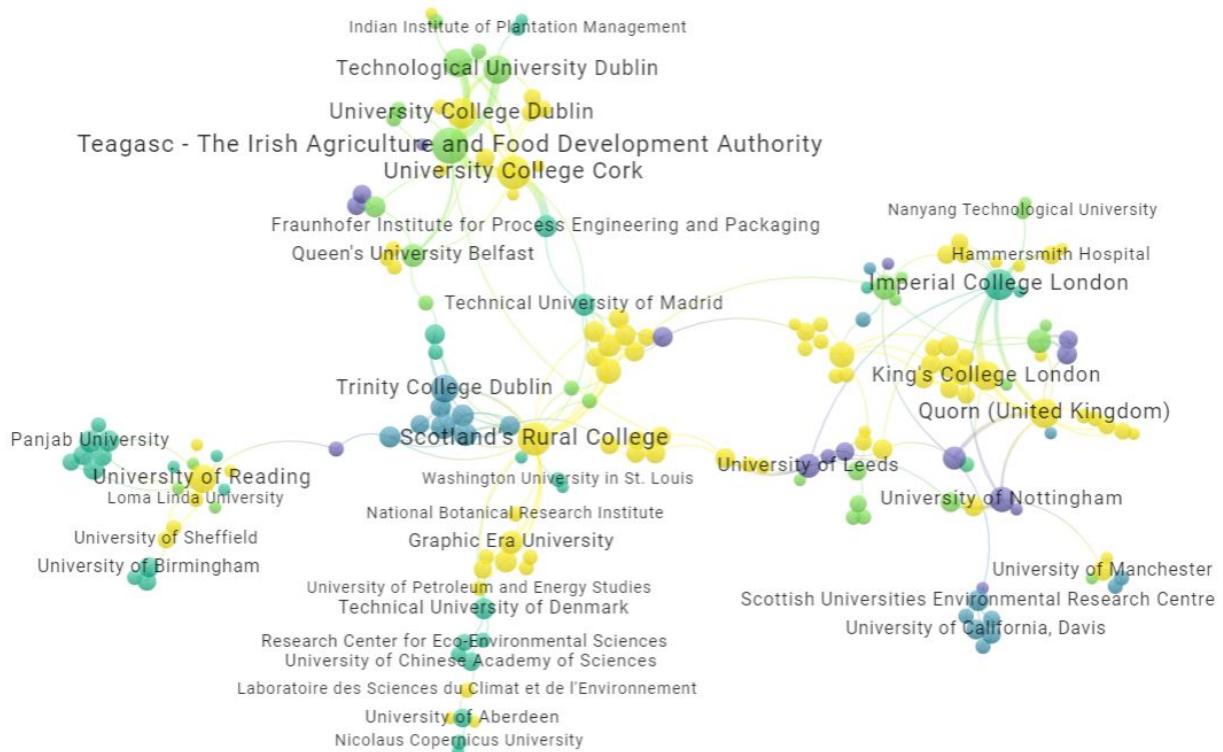


Items	Links	Publications
266	455	932

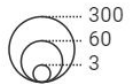
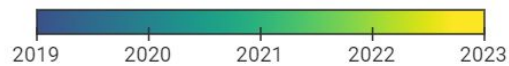




Collaboration network



Items	Links	Unique publications
184	322	403



Most productive institutional collaborations



10

Institutions		Publications	Citations
University College Dublin	Teagasc	9	151
University College Cork	Teagasc	7	85
University College Cork	Fraunhofer IVV	6	234
University of Valladolid	Harper Adams University	5	318
Teagasc	University of Copenhagen	5	101
Imperial College London	King's College London	5	92
Teagasc	TU Dublin	5	79
Harper Adams University	Lincoln University	4	122
University of Valladolid	Lincoln University	4	122
University College Dublin	University of Copenhagen	4	91



Collaborating countries

United States

China

Spain

Germany

Australia

Denmark

India

Canada

Italy

Netherlands

Publications	Researchers
21	25
18	34
14	17
14	15
12	41
11	16
10	26
9	20
9	17
8	11

Learn more in the full report on our website!

gfi / Europe

